



ATEX C SERIES

Centrifugal fans for installation in potentially explosive areas



DUST

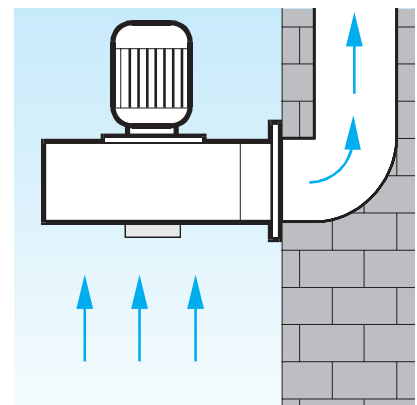
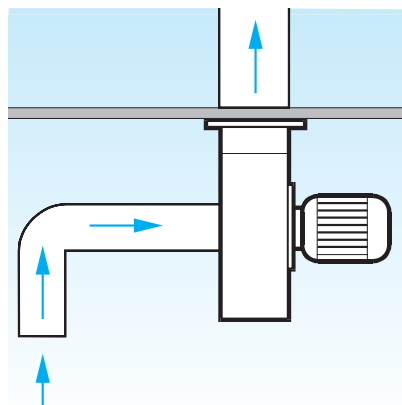
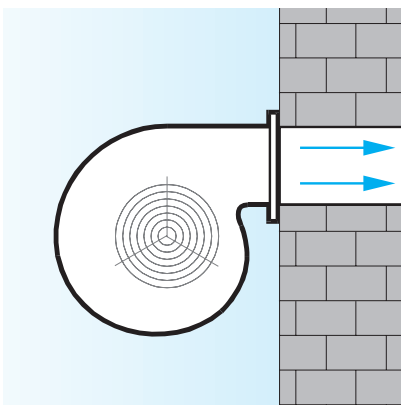
GAS

PRODUCT SPECIFICATIONS

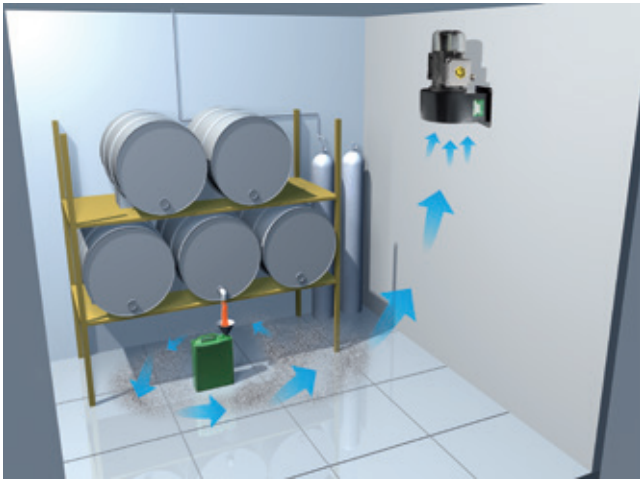
- 9 three phase models.
- ATEX certified for use in areas at risk of explosion due to gases and/or dust particles.
- Airflow up to 2150 m³/h.
- High pressures over 800 Pa.
- Constant operating temperature between -20°C and +40°C.
- ATEX certified asynchronous induction motors.
- Aluminium centrifugal impeller with front blades and diecast aluminium hub.
- Double-coated sheet-steel frame with spiral housing.
- Brushed copper nozzles.
- Double-coated galvanised steel wire mesh over the inlet port.
- Metal cable gland for ATEX certified electrical connection.
- Painting consisting of protective base coat and polyurethane finishing paint.
- Protection class: IP65.
- Insulation: Class I
- Constructed in compliance with EN 14986 standards governing the design of fans operating in potentially explosive areas.
- IMQ 10 ATEX 029 X certified.

APPLICATIONS

These appliances are designed for wall or ceiling installation, or can even be ducted. The classification and identification of these environments must be carried out by the relevant authorities.



EXAMPLES OF VENTILATION



TECHNICAL DATA

Models	Code	Voltage V~50 Hz	Max power absorption (W)	Max rated current (A)	Numbers of poles	RPM	Max Airflow		Max Pressure		Sound Pressure Lp dB(A) 3m	kg
							m ³ /h	l/s	mmH ₂ O	Pa		
C 10/2 T ATEX	30301	400	120	0,36	2	2800	280	77,8	26	255	55,5	4
C 15/2 T ATEX	30304	400	175	0,39	2	2800	430	119,4	44	430	59	4,5
C 20/2 T ATEX	30305	400	472	1,09	2	2800	1000	277,8	56	549	66	8,5
C 25/2 T ATEX	30306	400	482	1,10	2	2800	1100	305,6	67	657	66,5	8,5
C 30/2 T ATEX	30307	400	902	1,57	2	2800	1350	375	83	814	71	10
C 30/4 T ATEX	30308	400	226	0,95	4	1400	700	194,4	18	177	55	7,5
C 31/4 T ATEX	30309	400	375	1,01	4	1400	1120	311,1	31	304	61	10,5
C 35/4 T ATEX	30310	400	401	1,02	4	1400	1500	416,7	34	334	61	11,5
C 37/4 T ATEX	30311	400	803	1,80	4	1400	2150	597,2	48	470	70	17

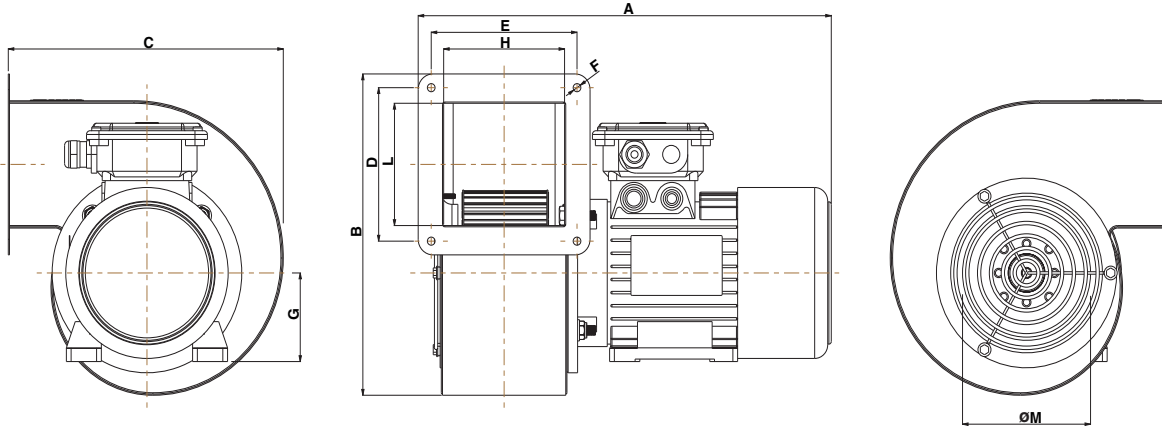
T R E E P H A S E



ATEX C SERIES

Centrifugal fans for installation in potentially explosive areas

DIMENSIONS



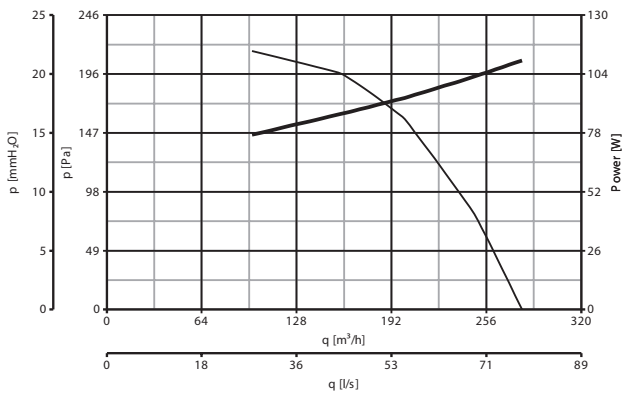
Models	Code	A	B	C	D	E	F	G	H	L	Ø M
C 10/2 T ATEX	30301	260	186	171	72	82	6,5	56	68	63	80
C 15/2 T ATEX	30304	280	234	206	108	100	7	56	83	88	108
C 20/2 T ATEX	30305	350	258	232	123	123	8,5	71	102	98	108
C 25/2 T ATEX	30306	365	258	232	124	142	8,5	71	115	98	108
C 30/2 T ATEX	30307	365	308	272	126	137	8,5	71	117	108	132
C 30/4 T ATEX	30308	365	308	272	126	137	8,5	71	117	108	132
C 31/4 T ATEX	30309	365	400	340	164	139	8,5	71	112	137	170
C 35/4 T ATEX	30310	400	400	340	164	174	8,5	71	149	137	170
C 37/4 T ATEX	30311	425	471	416,5	220	182	8,5	80	149	187	199

Dimensions (mm)

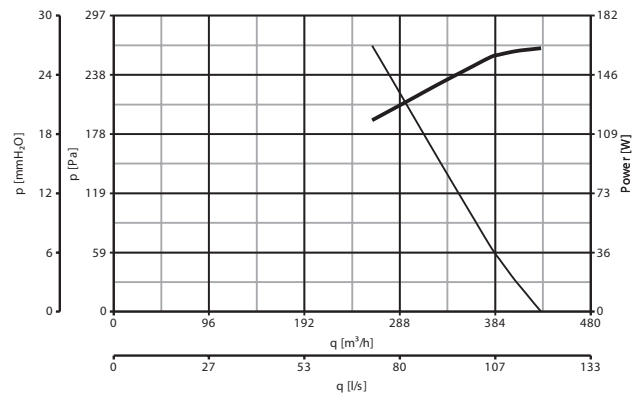


PERFORMANCES AND CONSUMPTIONS

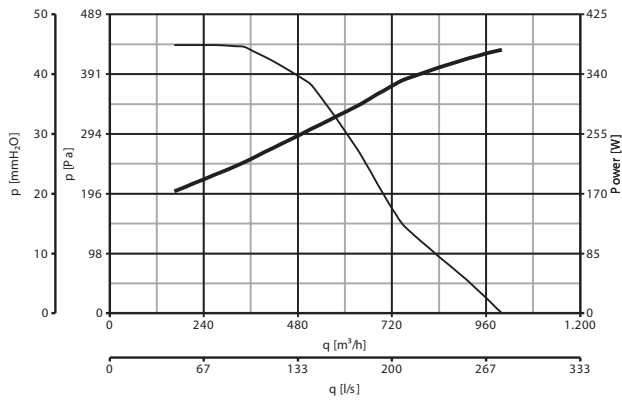
C 10/2 T ATEX code 30301



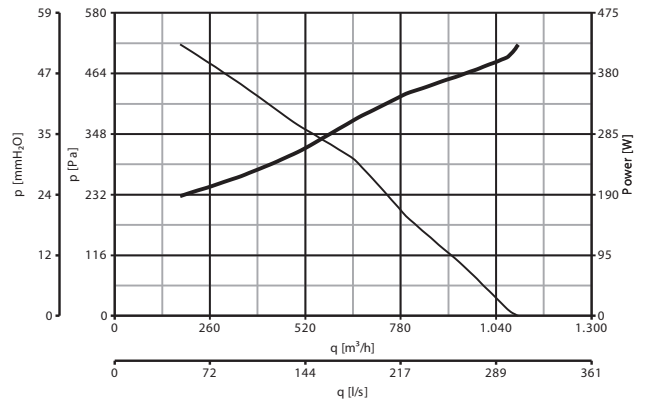
C 15/2 T ATEX code 30304



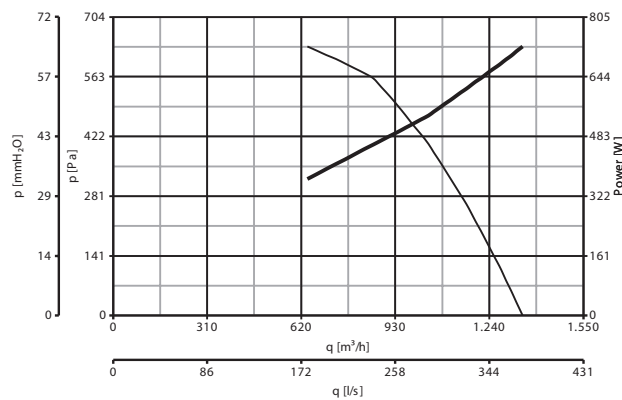
C 20/2 T ATEX code 30305



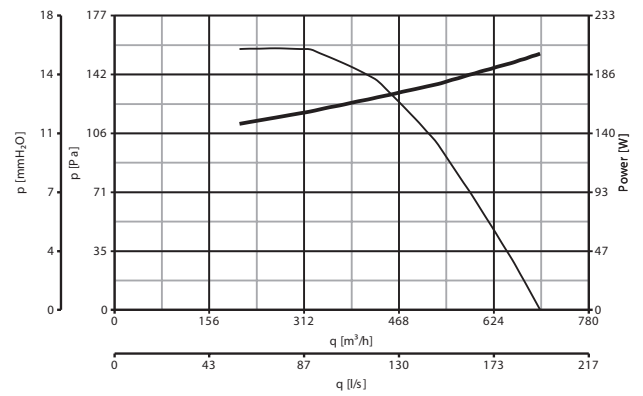
C 25/2 T ATEX code 30306



C 30/2 T ATEX code 30307



C 30/4 T ATEX code 30308



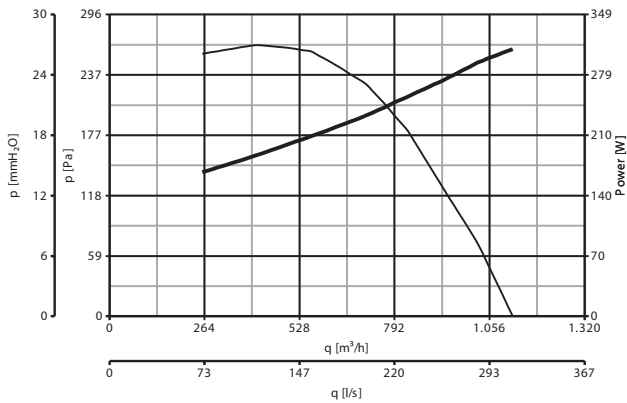


ATEX C SERIES

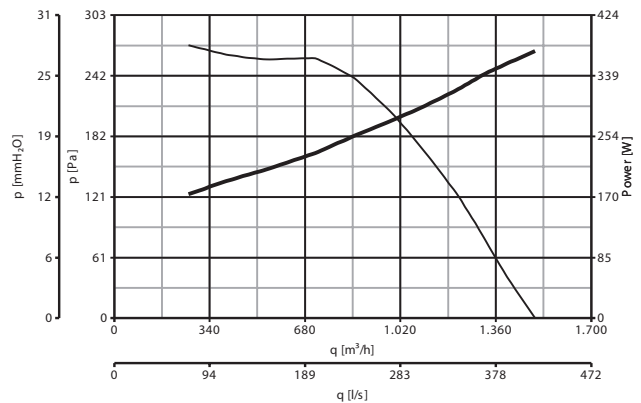
Centrifugal fans for installation in potentially explosive areas

PERFORMANCES AND CONSUMPTIONS

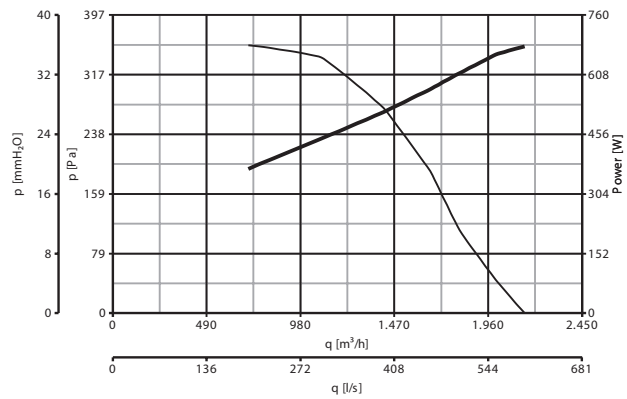
C 31/4 T ATEX code 30309



C 35/4 T ATEX code 30310



C 37/4 T ATEX code 30311



ACCESSORIES



THERMAL-MAGNETIC MOTOR CIRCUIT BREAKERS

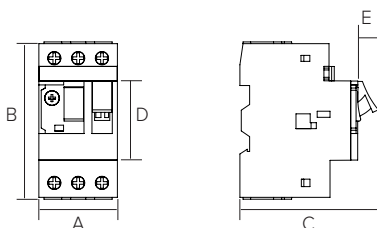
inverse-time type overload protection device in compliance with ATEX 2014/34/UE, and according to the following marking: II (2) G/D

GV2 ME03 code 21112
only for code 30301 - 30304

GV2 ME06 code 21115
only for code 30305 - 30306 - 30307 - 30309 - 30310

GV2 ME05 code 21114
only for code 30308 - 30310

GV2 ME07 code 21436
only for code 30311



Models	Code	A	B	C	D	E
GV2 ME03	21112	260	186	171	72	82
GV2 ME04	21113	280	234	206	108	100
GV2 ME05	21114	350	258	232	123	123
GV2 ME06	21115	365	258	232	124	142
GV2 ME07	21436	365	308	272	126	137



SUCTION FITTING

C-RA 10 ATEX code 21031
only for code 30301

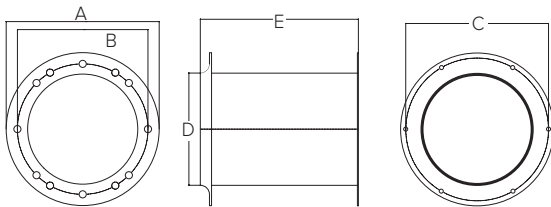
C-RA 15 ATEX code 21032
only for code 30304

C-RA 20/25 ATEX code 21033
only for codes 30305 - 303306

C-RA 30 ATEX code 21034
only for code 30308

C-RA 31/35 ATEX code 21035
only for codes 30309 - 303310

C-RA 37 ATEX code 21036
only for code 30311



Models	Code	A	B	C	D	E
C-RA 10 ATEX	21031	260	186	171	72	82
C-RA 15 ATEX	21032	280	234	206	108	100
C-RA 20/25 ATEX	21033	350	258	232	123	123
C-RA 30 ATEX	21034	365	258	232	124	142
C-RA 31/35 ATEX	21035	365	308	272	126	137
C-RA 37 ATEX	21036	365	308	272	126	137

APPLICATIONS

